

A Victorian Treasure




ACHESON
BUILDERS
An Artist's Eye, a Craftsman's Touch

Jim Acheson
Owner,
Designer



Amber



Some of our team
leaders that you would
have met if we had the
Home Tour in person!

Dustin



Ryan



Victorian Treasure - 20 years ago



ACHESON
BUILDERS
An Artist's Eye, a Craftsman's Touch




Victorian Treasure - Today
(Partially hidden by greenery)

Details of Exterior

Extraordinary colors, pattern

Completed new exterior color scheme



In Process, rebuilding trim



Closer view, new color scheme and trim, new roof



Fun colors, even at the garage!



Details of Exterior

Fun & colorful, Storage next to garage



Rear Porch



Rear Porch, view to garage & driveway



Rear Porch, view to side yard

Wall by Rear Porch
with stone work added
(over prior cement
block)




Closer view of
Antique bell by
Rear Porch Steps



Details of Exterior

Cresting on Roof peaks – Two views




Details of Exterior

Cresting and Special Shingle Pattern



Deck and Corner of Deck Showing Cat-Walk Support



French
Doors &
Cat-Walk
To Upper
Balcony









Detail of Support Structure and Stone Work



Custom Railing, New French doors



Balcony floor design






ACHESON
BUILDERS
An Artist's Eye, a Craftsman's Touch

Cat walk to upper balcony, new French Doors



Outside
fence,
designed to
match
balcony floor
cut-out style
(behind
bunny
house!)



Entrance to
Deck and
Screened Porch,
from side yard



Screened Porch facing side yard





Let's take a look inside
(and notice this antique doorknob
with an old style bell in it!)



Front Foyer and Refurbished Stairway



Before Refurbishing



Dining Room, Custom
Fireplace, View to Kitchen on
left, Foyer on right



Custom Fireplace Details



Parlor, Fireplace, details & Color, Curtains, and new light fixtures



Living Room Interior color changes, New lamps, curtains, refinished flooring



20 years ago



New Interior colors, use of fabric



Mudroom: New Rusticated Marble flooring (also installed in Powder Room, Laundry Room, and Office area)



Powder Room: Not afraid of color!




A tiny space, made beautiful and fun!



Laundry Room

New sink & Walnut countertop,
playful wallpaper



Refurbished Vestibule Cabinet

Before Refurbishing



Kitchen Before



After

Custom lighted cabinet on left, Refrigerator built to match cabinetry, Overhead beam removed, new wood flooring



Lighted Kitchen Cabinet Detail



Kitchen Before



After



Antique cabinet, refurbished and customized with lighting and wallpaper; built-into the wall at the end of the Kitchen

(Below: Jim & homeowner, problem solving issues with the cabinet, in process)



Antique
Cabinet
Close-up





Kitchen Drawer details

Photo by CJ South



Custom Cabinetry; Unique Ship Lights



Tile backsplash

Photo by CJ South



Beautiful plumbing fixtures

Photo by CJ South



Kitchen Island Drawers and handles

Photo by CI South



Kitchen Breakfast area

Before



Upstairs Hallway






Custom Cabinetry, Custom Mirror in Master Bath



Master Bath

New Sink Cabinet Details





View to Master Closet



Photo by CJ South

Master Closet: built-ins, skylight



Master
Bedroom:



Master Bedroom: Custom Built Wardrobe with fabric panels



Photo by CJ South



Photo by CJ South

Master Bath Corner Cabinet - Rebuilt



Master Bath toilet
room sink with
hand painted tiles



Hall Bath Details



Photo by CJ South



Photo by CJ South



Photo by CJ South

Hall Bath Details



Guest Bedroom, with Yoga Ladder



Yoga Ladder



Details of Interior

Color: Extraordinary color, pattern and detail throughout house
Fun designs and patterns used in **fabrics** and **wallpaper** in house interior

Hardware: Unlacquered Brass; special Forbes & Lomax switches from England;
Classic Brass Chautauqua Collection; Merit Metal Forged cupboard turn polished brass
unlacquered box latches, on sink base cabinet and refrigerator cabinet doors

Home Office, Laundry, Powder Room, and Mud Room Flooring: Rusticated Marble

Paint: Farrow and Ball paint (having unique colors) from England; Kitchen cabinets
are Inchyra Blue

Grass cloth: on Master Bedroom walls, and other rooms

Yoga ladder: Built from clear black walnut

Roof: CertainTeed Grand Manor, and CertainTeed Carriage House shingles in Black
Pearl color, using special pattern


Heating: Hot water heating in mud-set tile floors (Office area, mudroom, powder
room, laundry rm)

Electrical: Forbes and Lomax unlacquered brass single pole dimmer switches



Guest Bathroom

Before rebuilding and wallpapering



Guest Bedroom, new door built to match old



Photo by CI South



Basement Sink

Before



After



Photo by CJ South

Contributors

(along with Acheson Builders):

Homeowner: Celia had great ideas and lots of wishes for the home! She also researched and found fascinating products and antiques to include

Architect: Susan Haifleigh of Diamonte Design

Interior Design: Leah Raitt of Leah Raitt Design

Metal work: SmithShop of Detroit

Curtains: Karen Rea of Karen Rea Designs

Front walk: Michigan Hardscapes



Thank you for visiting today!

